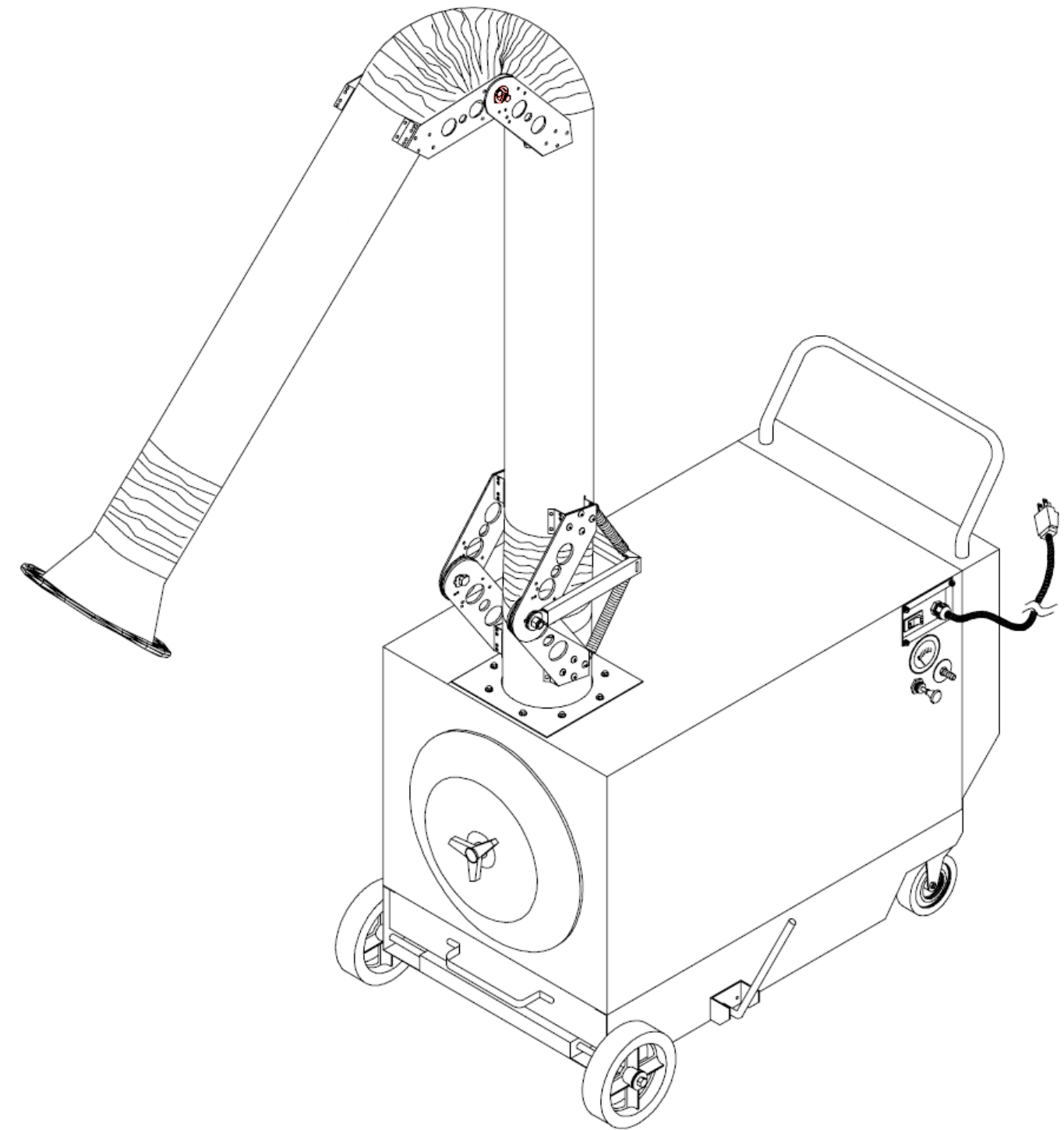
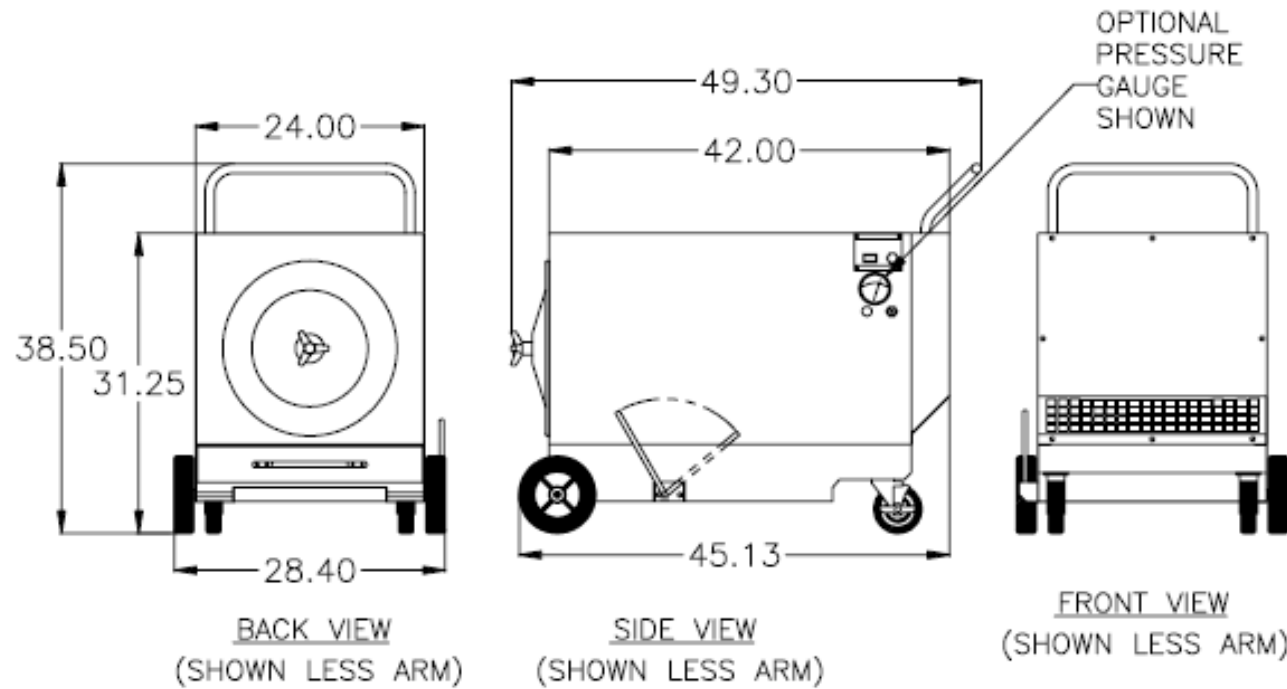
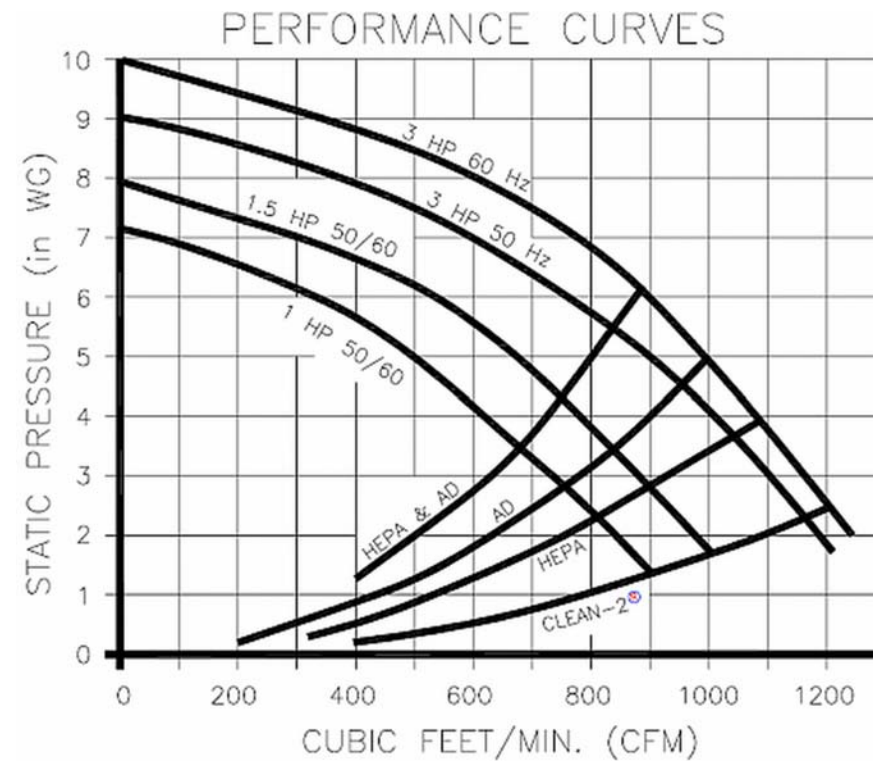


TOP VIEW
(SHOWN LESS ARM)



02-03

CUSTOMER:
 CUSTOMER P.O.:
 PROJECT:
 ENGINEER:
 SALES REP.:
 IDENTIFICATION / TAGGING:

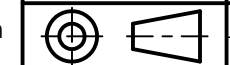
> www.lev-co.com • 1.888.862.5356

lev-co

The device depicted and described hereon embodies proprietary information owned by the manufacturer. All design, manufacturing, reproduction, sales and patent rights regarding this device or drawing reserved except where explicit right is guaranteed in writing. We reserve the right to make design changes.

Drawn by: Janos B
 Date: 5/1/2008
 Scale: NTS
 Weight: N/A

02-03 PCH-2
PORTABLE DUST COLLECTOR
 Specification Drawing



Drawing No.: - File Name: (02-03) PCH-2 - SD
 Material: Product manufactured by: Sheet: 1/2



Part # Description

Main System / Part

- 2** PCH-2-3HP-1200 cfm portable cartridge collector with (1) 10' long E-Z Arm @ high flow extractor (WITH DAMPER), (2) CLEAN-2 @ cartridge filter (150 sq.ft. of media), manual VIBRA-PULSE @ filter cleaning system, a 1.5 Hp TEFC motor 575/3/60Hz (15/7.9-7.5 amps), removable 10 gallon external dust drawer, 8" front wheels, and 5" rear swivel casters. 68 dBA.
- 1** PCH-2-3HP-1200 cfm portable cartridge collector with (1) 10' long E-Z Arm @ high flow extractor (WITH DAMPER), (2) CLEAN-2 @ cartridge filter (150 sq.ft. of media), manual VIBRA-PULSE @ filter cleaning system, a 1.5 Hp TEFC motor 230/460/60Hz (15/7.9-7.5 amps), removable 10 gallon external dust drawer, 8" front wheels, and 5" rear swivel casters. 68 dBA.
- 1.5HP-1** PCH-2-1000 cfm portable cartridge collector with (1) 10' long E-Z Arm @ high flow extractor (WITH DAMPER), (2) CLEAN-2 @ cartridge filter (150 sq.ft. of media), manual VIBRA-PULSE @ filter cleaning system, a 1.5 Hp TEFC motor 115/230/1/60Hz (15/7.9-7.5 amps), removable 10 gallon external dust drawer, 8" front wheels, and 5" rear swivel casters. 68 dBA.
- 1.5HP-2** PCH-2-1000 cfm portable cartridge collector with (1) 10' long E-Z Arm @ high flow extractor (WITH DAMPER), (2) CLEAN-2 @ cartridge filter (150 sq.ft. of media), manual VIBRA-PULSE @ filter cleaning system, a 1.5 Hp TEFC motor 230/460/3/60Hz (15/7.9-7.5 amps), removable 10 gallon external dust drawer, 8" front wheels, and 5" rear swivel casters. 68 dBA.
- 1.5HP-3** PCH-2-1000 cfm portable cartridge collector with (1) 10' long E-Z Arm @ high flow extractor (WITH DAMPER), (2) CLEAN-2 @ cartridge filter (150 sq.ft. of media), manual VIBRA-PULSE @ filter cleaning system, a 1.5 Hp TEFC motor 575/3/60Hz (15/7.9-7.5 amps), removable 10 gallon external dust drawer, 8" front wheels, and 5" rear swivel casters. 68 dBA.

Part # Description

Filter Options (when ordering main unit)

- PCH-2-EXAD External AD Module Option for Standard PCH-2 Unit
- PCH-2-EXDOP External 95% DOP Filter Option for Standard PCH-2 Unit
- PCH-2-EXHE External 99.97% HEPA Filter Option for Standard PCH-2 Unit
- PCH-2-EXT HE/AD Kit using EXTERNAL HEPA and EXTERNAL AD options. Order Charcoal Separately.
- PCH-2-AD Internal AD option. Two (2) AD cartridges. (30 lbs. Total capacity) with 1" polyester prefilters and afterfilters in place of CLEAN-2 @ cartridges and VIBRA-PULSE @ cleaning system. Order charcoal separately

Preventative Maintenance Pressure Gauges, etc. (when ordering main unit)

- PCH-2-PG-6 0-6" magna-helic pressure gauge, approximately 5" diameter size. Surface mounted.

Sound Attenuation

- PCH-2-S-EXT External Silencer Option for Standard PCH-2 Unit

Fan, Light & Other Electrical Accessories

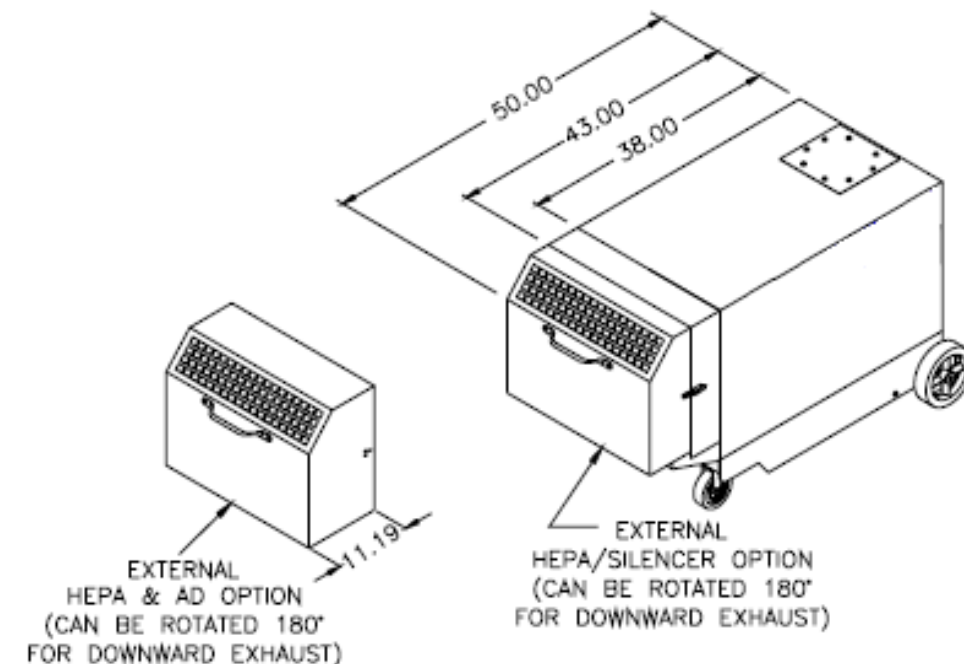
- PCH-2-LTH65 Light Kit Option for Standard PCH-2 Unit
- PCH-2-LTH65L Light Kit, Switch for light on hood Option for Standard PCH-2 Unit
- PCH-2-LTH65LB Light Kit, Switches for light and unit on hood Option for Standard PCH-2 Unit

Misc. Options (when ordering main unit)

- PCH-2-E14-DD One (1) 14' long E-Z Arm @ DOWN-FLANGE high flow fume extractor in place of the 10' long E-Z Arm @ fume extractor. **Note: this is the upgrade cost and already includes the price deduction for the 10' arm.**
- PCH-2-DA10-DD (2) 10' Long E-Z Arms, with 3HP, 3 Phase Option for Standard PCH-2 Unit
- PCH-2-DA14-DD (2) 14' Long 7" dia. E-Z Arms, To be used with 3HP, 3 Phase Option for Standard PCH-2 Unit
- PCH-2-DA4-DD (2) 8' Long 4" dia. E-Z Armll Option for Standard PCH-2 Unit

Retro-Fit Parts

- 2KT51733 External HEPA Retrofit Kit for PCH-1, PCH-2, DCH-1, DCH-2, DTH-800, DTH-1700
- 2KT51734 External AD Retrofit Kit for PCH-1, PCH-2, DCH-1, DCH-2, DTH-800, DTH-1700. Charcoal not included. Please order charcoal separately.
- 2KT51739 External HEPA & AD Retrofit Kit for PCH-1, PCH-2, DCH-1, DCH-2, DTH-800, DTH-1700. Charcoal not included. Please order charcoal separately.
- 2KT51768 External Silencer Retrofit Kit for PCH-1, PCH-2, DCH-1, DCH-2, DTH-800, DTH-1700



CONSTRUCTION:

12/14/16 Gauge steel cabinet finished with Powder-Coat Finish. Includes a 10 gallon external dust drawer, 10' E-Z Arm High Flow Extractor arm, removable end cap for easy access to filters, removable panel for easy access to B.I. motor/blower, 8" casters, 25' 12 Ga. power cord, and on-off switch. Motor wired to junction box outside unit for 3 phase. Acoustical lining standard in blower compartment. Vibra-Pulse cleaning standard.

WEIGHT:

320 lbs.

AIRFLOW:

900 CFM with opt. 1 HP motor
1000 CFM with std. 1.5 HP motor
1200 CFM with opt. 3 HP motor

NOISE:

68 dBA - 1.5 HP
79 dBA / 74 with silencer - 3 HP

ELECTRICAL:

- 1.5 HP 115/208-230/1/60, 15/7.9-7.5 amps, std.
- 1.5 HP 208-230/460 /3/60, 4.9-4.6/2.3 amps, opt
- 3 HP 208-230/460/3/60, 8.4-8.0/4.0 amps, opt.
- 1 HP 115/1/60, 12 amps, opt.
- 1.75 HP Air drive motor

FIRE SUPPRESSION:

Equipment provided by others.

SPECIFICATIONS:

MAIN FILTERS:

- (2) CLEAN-2 Filter cartridge, 16"Dx12", Stl.
- (2) Cartridge, FIBERDUST . Opt.
- (2) Cartridge, Spark Resistant, Opt.
- (2) Cartridge, Spunbond - H0, Opt.
- (2) Cartridge, CleanPlus double treated fire retardant, Opt.

AFTER FILTERS:

- (1) External HEPA filter, 99.97%, Opt.
- (1) External DOP filter, 95%, Opt.
- (1) External adsorber, 18 lb. capacity, Opt.
- (1) Activated Charcoal, Opt.
- (1) Purofil, Opt.

OTHER OPTIONS:

- Pressure gauge kit indicates filter changes
- 14' E-Z Arm High Flow Extractor
- Dual 10' E-Z Arm High Flow Extractors
- Regulator
- Silencer (Adds 8" to depth of unit)

SPECIAL NOTES:

Compressed air filter provided by others.

* AFS FILTER EFFICIENCIES BASED ON ASHRAE 52-76 TEST METHOD

CUSTOMER:
CUSTOMER P.O.:
PROJECT:
ENGINEER:
SALES REP.:
IDENTIFICATION / TAGGING:

> www.lev-co.com • 1.888.862.5356



The device depicted and described hereon embodies proprietary information owned by the manufacturer. All design, manufacturing, reproduction, sales and patent rights regarding this device or drawing reserved except where explicit right is guaranteed in writing. We reserve the right to make design changes.

Drawn by: Janos B
Date: 5/1/2008
Scale: NTS
Weight: N/A

02-03 PCH-2
PORTABLE DUST COLLECTOR
Specification Drawing

Drawing No.: - File Name: (02-03) PCH-2 - SD
Material: Product manufactured by: **Airflow SYSTEMS INC.** Sheet: 2/2