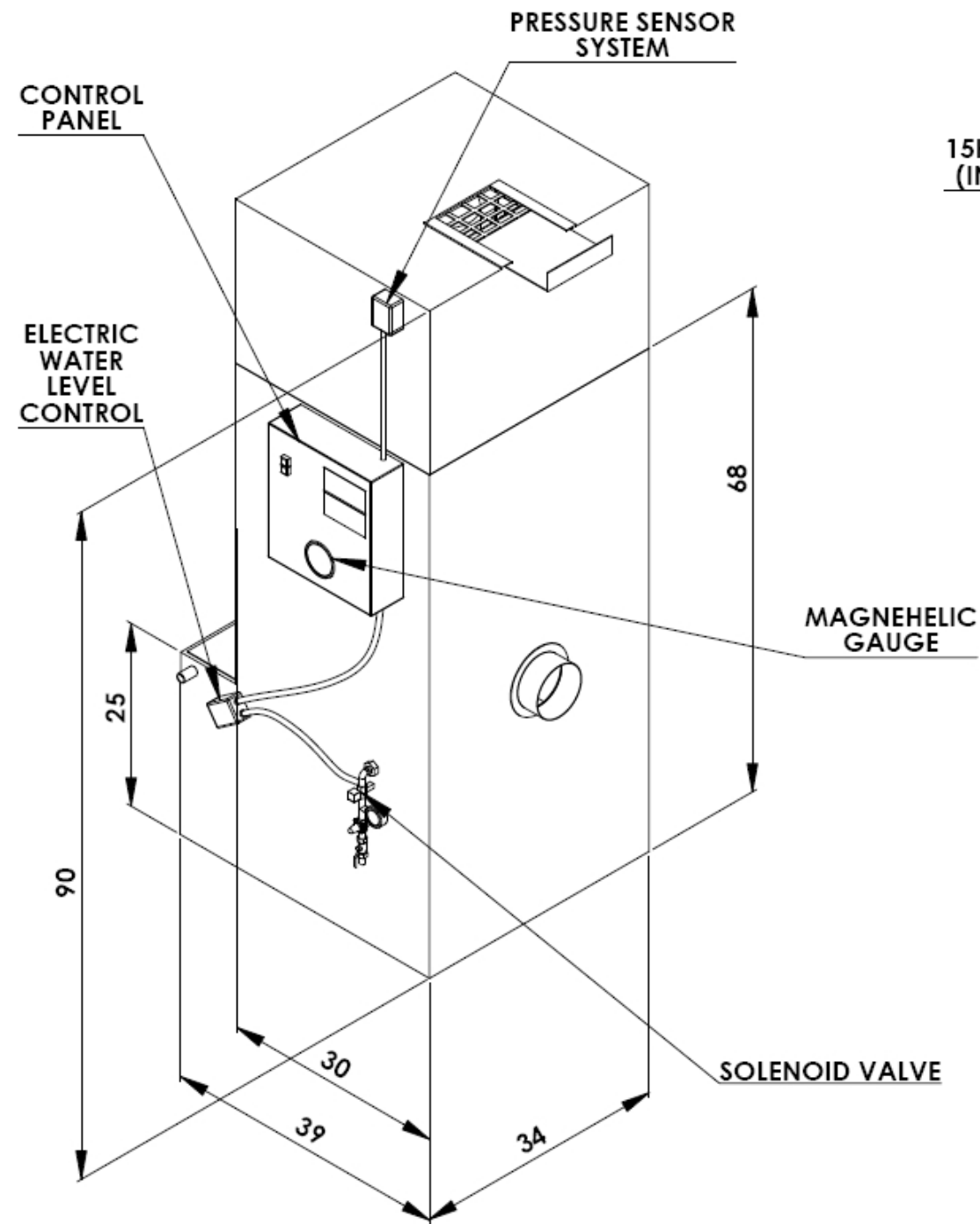
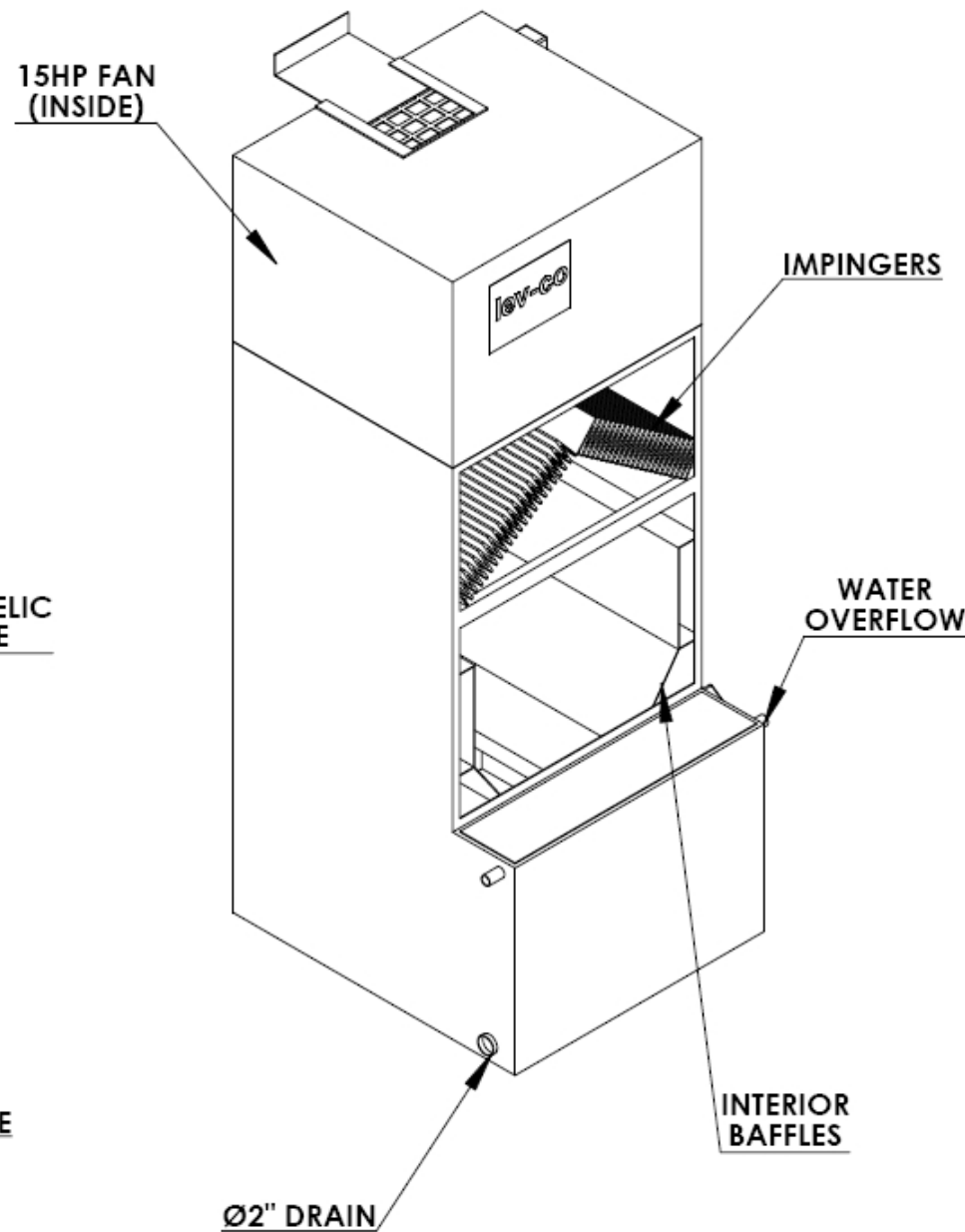


REAR ISOMETRIC VIEW



FRONT ISOMETRIC VIEW



SPECIFICATIONS:

- 15 HP HIGH PRESSURE NON-OVERLOADING FAN, 400 CFM @60" S.P.
- VACUUM RELIEF VALVE
- EXHAUST SILENCER BOX
- INTERIOR BAFFLE SECTION
- ELECTRIC WATER LEVEL CONTROL
- PRESSURE SENSOR SYSTEM
- SUMP WITH SLOPED SIDE FOR EASY CLEAN OUT
- REMOVABLE CLEAR ACRYLIC DOOR FOR INSPECTION AND CLEAN OUT
- Ø2" DRAIN
- MAGNEHELIC GAUGE
- 2 STAGE FILTRATION:
 - o WATER FILTER
 - o MIST ELIMINATOR FILTERS

12-05

CUSTOMER:	
CUSTOMER P.O.:	
PROJECT:	
ENGINEER:	
SALES REP.:	
IDENTIFICATION / TAGGING:	

> www.lev-co.com • 1.888.862.5356

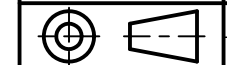
lev-co

The device depicted and described hereon embodies proprietary information owned by the manufacturer. All design, manufacturing, reproduction, sales and patent rights regarding this device or drawing reserved except where explicit right is guaranteed in writing. We reserve the right to make design changes.

Drawn by:	Janos B
Date:	5/2/2008
Scale:	NTS
Weight:	N/A

12-05
HWF-0.4-10-15

Specification Drawing



Drawing No.:	-	File Name:	(12-05) HWF-0.4-10-15 - SD
Material:	-	Sheet:	1/2

MODELS & OPTIONS:

Part # Description

Main System / Part

- ___ F1-HWF-0.4-10-15 400 CFM@60" ESP Hydrotron Water Filter Dust Collectors c/w 15 HP high pressure not overloading fan, low water cut -off switch and overflow water cut off switch. (90"H x 34"W x 40"D, 1000 lbs.)

Construction Options (when ordering new unit)

- ___ F1-HWF-0.4-10-15-SS Stainless Steel Construction Option for F1-HWF-0.4-10-15

Filter Options (when ordering main unit)

- ___ F1-HWF1-10-3-95SF Safety filter with 95% ASHRAE (mini pleat) and magnehelic gauge for F1-HWF1-10-3
- ___ F1-HWF1-10-3- Safety filter with 99.97% HEPA and magnehelic gauge for F1-HWF1-10-3

Misc. Options (when ordering main unit)

- ___ F1-HWF-GSC Sludge Conveior constructed of galvanized carbon steel for all Hydrotron Units
- ___ F1-HWF-SRBC Spark resistant Blower Construction with TEFC motor out of air stream for all Hydrotron units
- ___ F1-HWF-SSC Sludge Conveior constructed of stainless steel for all Hydrotron Units

12-05

CUSTOMER:
 CUSTOMER P.O.:
 PROJECT:
 ENGINEER:
 SALES REP.:
 IDENTIFICATION / TAGGING:

> www.lev-co.com • 1.888.862.5356



The device depicted and described hereon embodies proprietary information owned by the manufacturer. All design, manufacturing, reproduction, sales and patent rights regarding this device or drawing reserved except where explicit right is guaranteed in writing. We reserve the right to make design changes.

Drawn by: Janos B
 Date: 5/2/2008
 Scale: NTS
 Weight: N/A

12-05
HWF-0.4-10-15
Specification Drawing

Drawing No.: - File Name: (12-05) HWF-0.4-10-15 - SD
 Material: - Sheet: 2/2