

**SPECIFICATIONS**

STANDARD FEATURES:


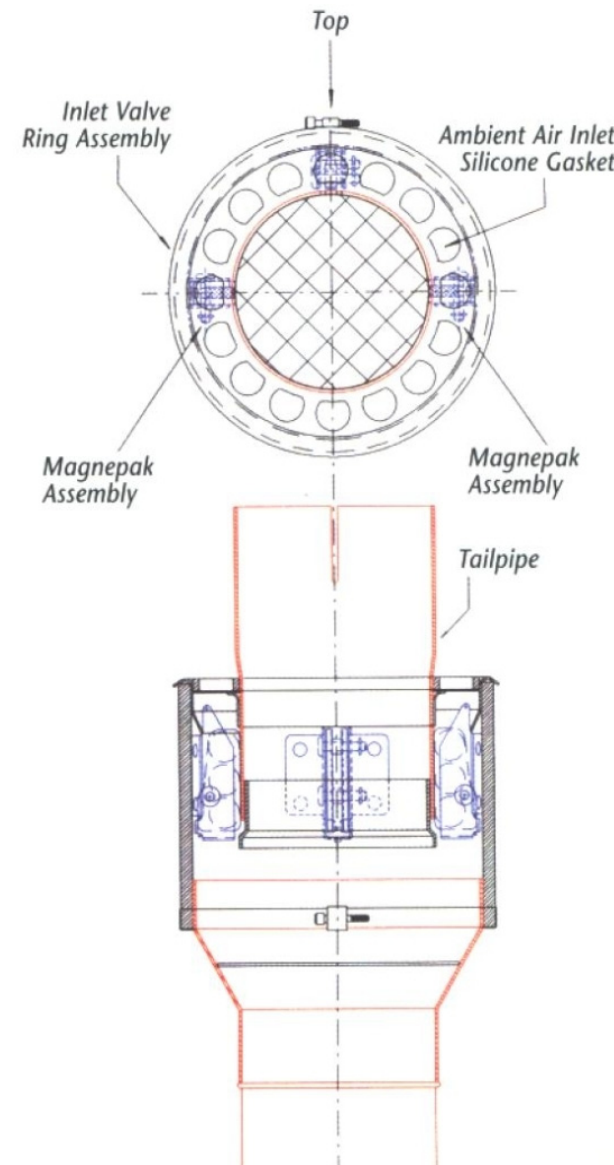
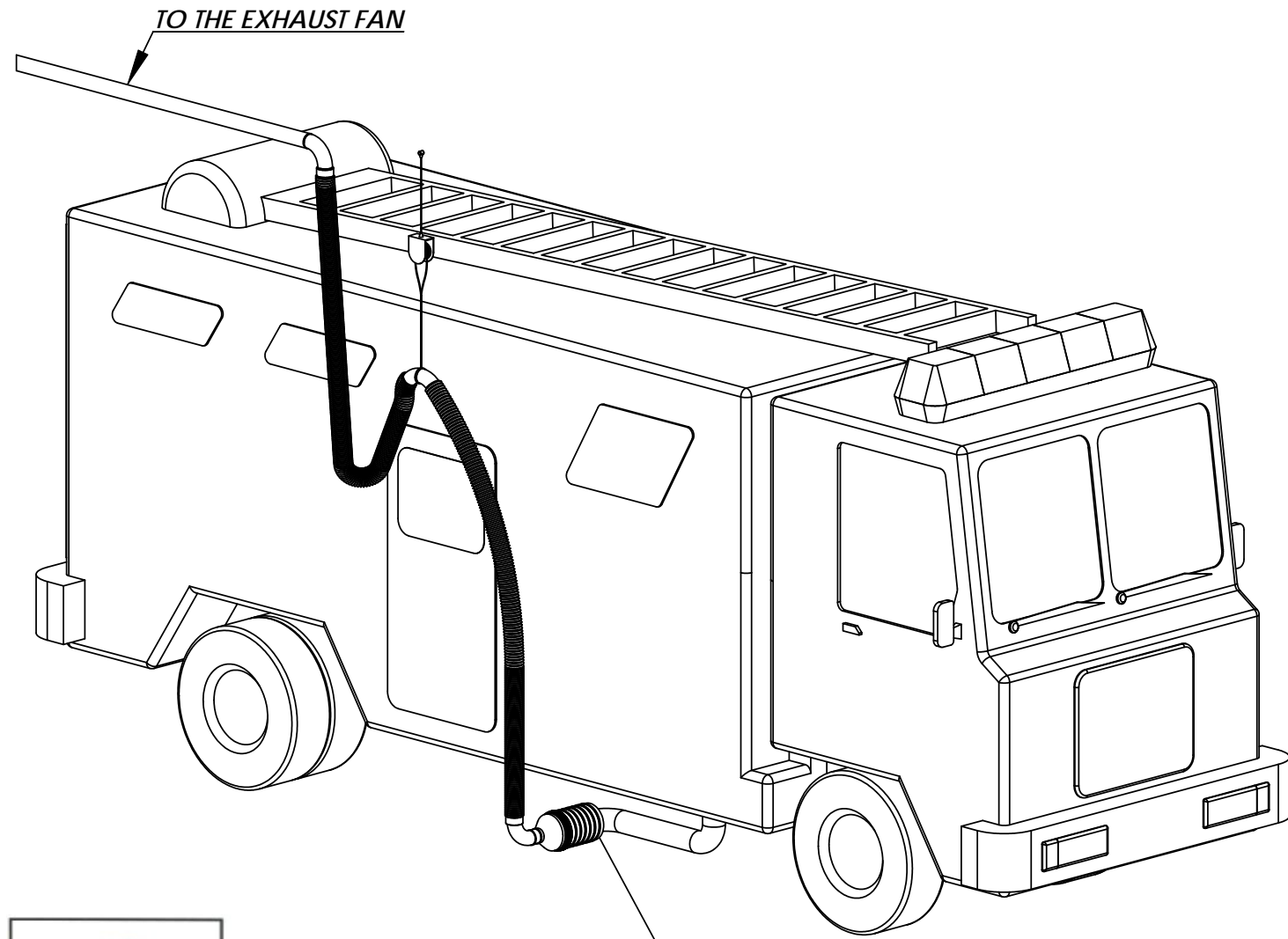
- Magnetgrip nozzle**
- Hose, TYPE \_\_\_\_\_ Length \_\_\_\_\_**
- Balancer**
  
- Exhaust Fan \_\_\_\_\_ CFM**

SYSTEM DESCRIPTION:


- The Simple Drop System has the same components as the Sliding Balancer Track System, without the track. If the vehicle leaves the firehouse on an emergency run, the MagneGrip nozzle remains connected until the hose and cable are fully extended and then it automatically releases. Because the system captures and removes exhaust emissions at start-up and until the nozzle disconnects, it eliminates the heaviest concentration of exhaust gases and particulates.

-For tight budgets, installing a Simple Drop System is less expensive than a track system. It is a good option (or vehicles that may be started everyday, but are not used regularly for emergency runs.

-Later, if needs change, a track can be installed and the system converted to provide door-to-door coverage.

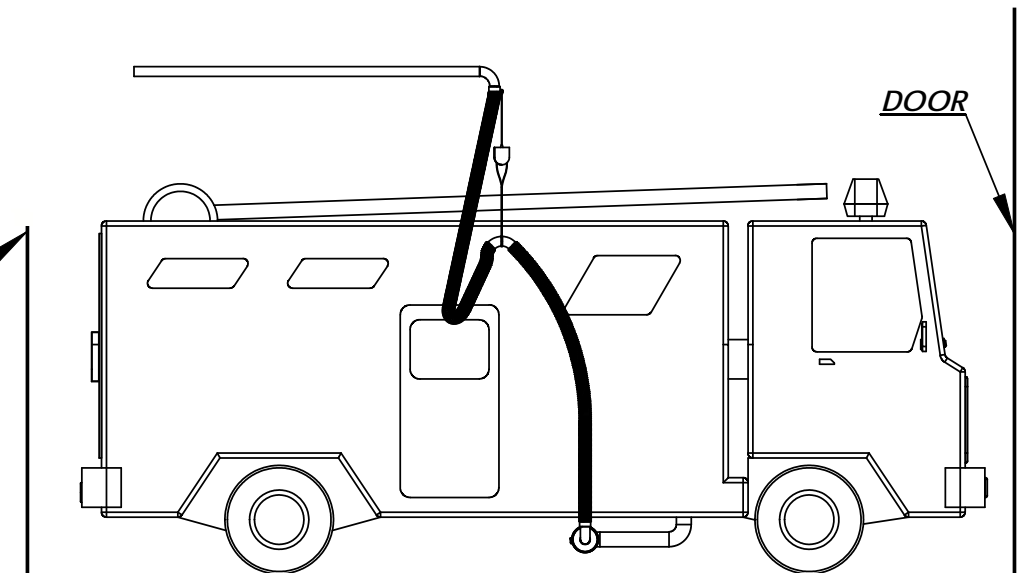


exhaust fans are designed solely for vehicle exhaust applications. All fans are built with spark-resistant aluminum blades and housings.



**NOZZLE DETAILED VIEW**

**NOZZLE- TECHNICAL DETAILS**



**15-01**

CUSTOMER:	
CUSTOMER P.O.:	
PROJECT:	
ENGINEER:	
SALES REP.:	
IDENTIFICATION / TAGGING:	

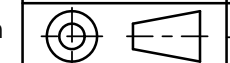
> [www.lev-co.com](http://www.lev-co.com) • 1.888.862.5356

**lev-co**

The device depicted and described hereon embodies proprietary information owned by the manufacturer. All design, manufacturing, reproduction, sales and patent rights regarding this device or drawing reserved except where explicit right is guaranteed in writing. We reserve the right to make design changes.

Drawn by:	Janos B
Date:	7/28/2008
Scale:	NTS
Weight:	N/A

**15-01 MAGNEGRIP  
SIMPLE HOSE DROP System**  
Specification Drawing



Drawing No.:	-	File Name:	(15-01) MAGNEGRIP Simple Hose
Material:	-	Sheet:	1/2

**MODELS & OPTIONS:**

Part #	Description
<b><u>Main System / Part</u></b>	
<input type="checkbox"/> CAC-SHDD-423	Simple Hose Drop w/ 4" x 23' Hose & Dampered Nozzle
<input type="checkbox"/> CAC-SHDD-523	Simple Hose Drop w/ 5" x 23' Hose & Dampered Nozzle
<input type="checkbox"/> CAC-SHDD-530	Simple Hose Drop w/ 5" x 30' Hose & Dampered Nozzle
<input type="checkbox"/> CAC-SHDD-623	Simple Hose Drop w/ 6" x 23' Hose & Dampered Nozzle
<input type="checkbox"/> CAC-SHDM-423	Simple Hose Drop w/ 4" x 23' Hose & "MagneGrip" Nozzle
<input type="checkbox"/> CAC-SHDM-523	Simple Hose Drop w/ 5" x 23' Hose & "MagneGrip" Nozzle
<b><u>Fans - Single Station and/or Direct Mount (Motor Starter not included)</u></b>	
<input type="checkbox"/> P-149-1	P-Max© direct drive fan 1 HP 115/1/60
<input type="checkbox"/> P-152-1	P-Max© direct drive fan 1.5 HP 115/230/1/60
<b><u>Controls</u></b>	
<input type="checkbox"/> WT-101	Wireless Transmitter. One per truck needed.
<b><u>Fan Control Panels (when ordering main unit)</u></b>	
<input type="checkbox"/> P-024-1	115V/1/60 Fan Motor control station. Permits manual start-stop of the fan. Comes complete with motor overload protection on/off control power cord and plug. Overload rating according to the FLA of the motor. Field installation required.
<input type="checkbox"/> CAC-500170-01	Standard Control Panel, 1-1
<input type="checkbox"/> CAC-500170-03	Wireless Control Panel, 1-1
<input type="checkbox"/> CAC-500172-01	Standard Control Panel, 1.5-1
<input type="checkbox"/> CAC-500172-03	Wireless Control Panel, 1.5-1
<b><u>Fans (Motor Starter not included)</u></b>	
<input type="checkbox"/> OM-092	P-Max Fan/Duct mounting bracket for 2 x 150mm (6")Ø Hoses c/w 150/160 mm (6"/6.33") hose/duct connection. Package contains:  Plastic cover (Block end) in cases where only one hose is used 2 - 5" Ø reducers for connections to 5" Ø hoses 2 - 4" Ø reducers for connections to 4" Ø hoses
<b><u>Installation Option &amp; Accessories</u></b>	
<input type="checkbox"/> CAC-530306-01	4" Riser w/ Telescopic 6' Leg Assembly
<input type="checkbox"/> CAC-530306-02	5" Riser w/ Telescopic 6' Leg Assembly
<input type="checkbox"/> CAC-530306-03	6" Riser w/telescopic 6' Leg assembly

**15-01**

CUSTOMER:  
 CUSTOMER P.O.:  
 PROJECT:  
 ENGINEER:  
 SALES REP.:  
 IDENTIFICATION / TAGGING:

> [www.lev-co.com](http://www.lev-co.com) • 1.888.862.5356



The device depicted and described hereon embodies proprietary information owned by the manufacturer. All design, manufacturing, reproduction, sales and patent rights regarding this device or drawing reserved except where explicit right is guaranteed in writing. We reserve the right to make design changes.

Drawn by: Janos B  
 Date: 7/28/2008  
 Scale: NTS  
 Weight: N/A

**15-01 MAGNEGRIP  
 SIMPLE HOSE DROP System**  
 Specification Drawing

Drawing No.: -  
 Material: -  
 File Name: (15-01) MAGNEGRIP Simple Hose  
 Sheet: 2/2