


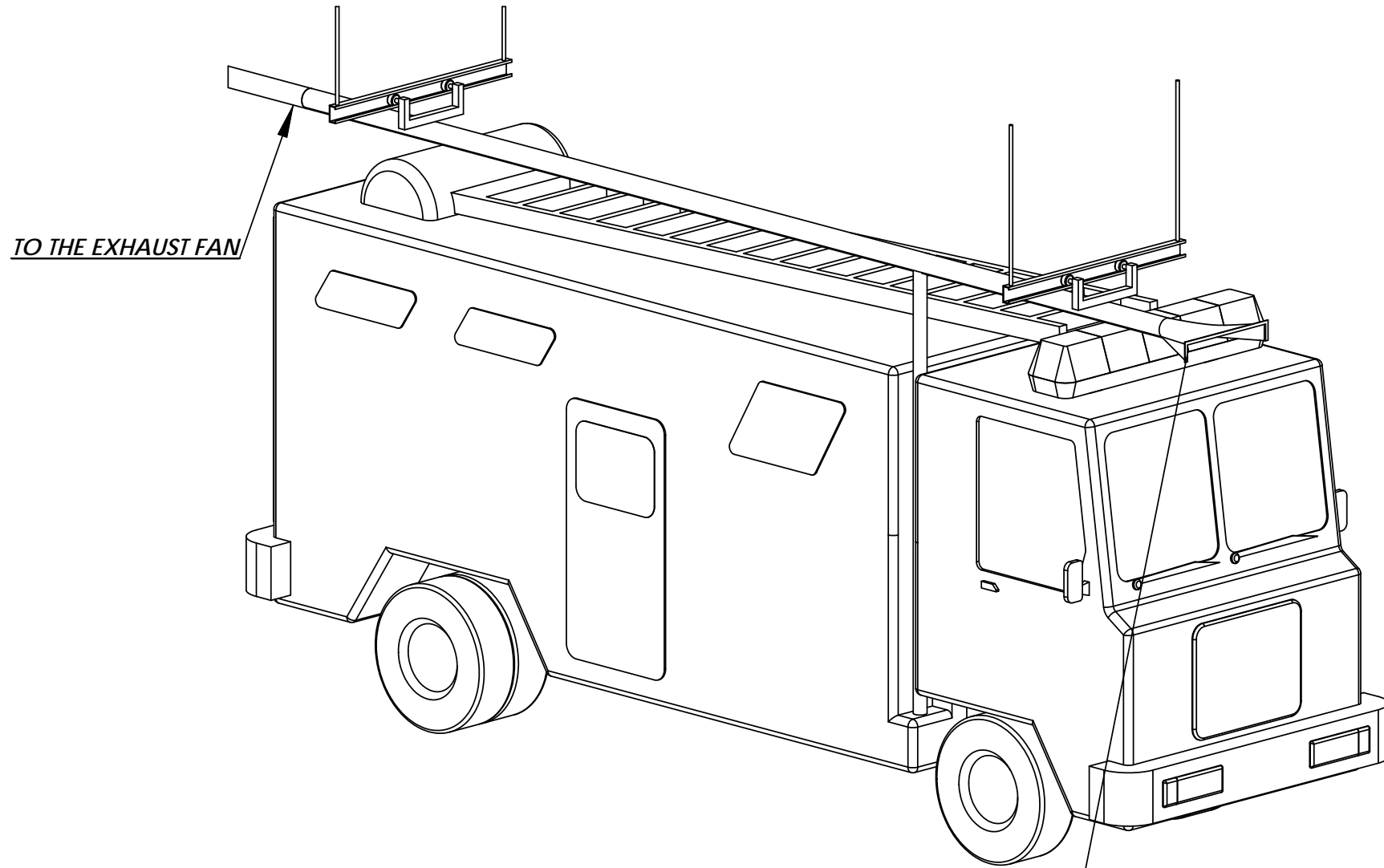
## SPECIFICATIONS

### STANDARD FEATURES:

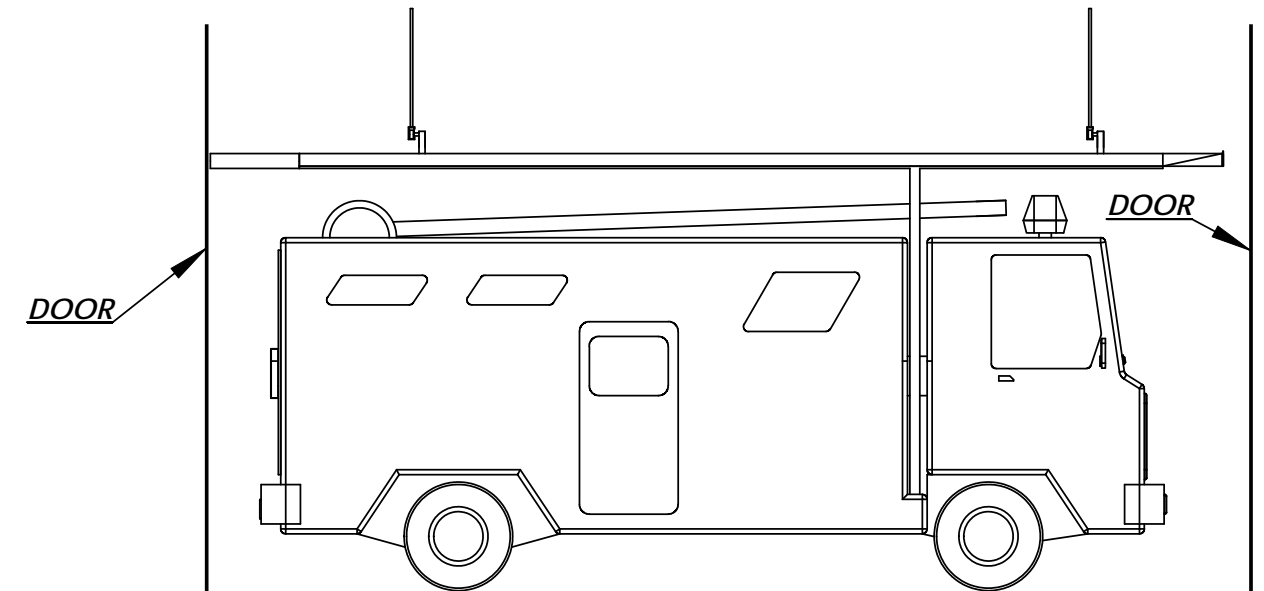
- Vertical Stack Rail
- Exhaust Fan \_\_\_\_\_ CFM

### SYSTEM DESCRIPTION:

- MagneGrip offers a Vertical Stack Rail System for vehicles that have vertical stack exhausts.
- No manual connection is required. As the apparatus enters the firehouse, the stack catcher adjusts horizontally to align the suction rail with the vertical stack exhaust.
- An auto-start sensor is located in the airtight suction rail. As it detects air movement, the exhaust fan switches on and draws the exhaust emissions through the suction rail and vents them outside.



exhaust fans are designed solely for vehicle exhaust applications. All fans are built with spark-resistant



15-04

CUSTOMER:  
 CUSTOMER P.O.:  
 PROJECT:  
 ENGINEER:  
 SALES REP.:  
 IDENTIFICATION / TAGGING:

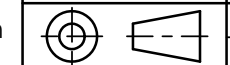
> [www.lev-co.com](http://www.lev-co.com) • 1.888.862.5356

**lev-co**

The device depicted and described hereon embodies proprietary information owned by the manufacturer. All design, manufacturing, reproduction, sales and patent rights regarding this device or drawing reserved except where explicit right is guaranteed in writing. We reserve the right to make design changes.

Drawn by: Janos B  
 Date: 5/2/2008  
 Scale: NTS  
 Weight: N/A

**15-04 MAGNEGRIP  
 VERTICAL STACK RAIL System**  
 Specification Drawing



Drawing No.: -  
 Material: -  
 File Name: (15-04) MAGNEGRIP Vertical Stack Rail System  
 Sheet: 1/2

**MODELS & OPTIONS:**

Part #	Description
<b><u>Main System / Part</u></b>	
<input type="checkbox"/> _____ CAC-VSRB-161	8" x 13' Vertical Stack Rail w/ 1 Catcher & 1 Stack Adapter (for back-in application)
<input type="checkbox"/> _____ CAC-VSRB-291	8" x 26' Vertical Stack Rail w/ 1 Catcher & 1 Stack Adapter (for back-in application)
<input type="checkbox"/> _____ CAC-VSRB-421	8" x 39' Vertical Stack Rail w/ 1 Catcher & 1 Stack Adapter (for back-in application)
<input type="checkbox"/> _____ CAC-VSRB-551	8" x 52' Vertical Stack Rail w/ 1 Catcher & 1 Stack Adapter (for back-in application)
<input type="checkbox"/> _____ CAC-VSRD-452	8" x 39' Vertical Stack Rail w/ 2 Catchers & 1 Stack Adapter (for drive-thru application)
<input type="checkbox"/> _____ CAC-VSRD-582	8" x 52' Vertical Stack Rail w/ 2 Catchers & 1 Stack Adapter (for drive-thru application)
<b><u>Controls</u></b>	
<input type="checkbox"/> _____ WT-101	Wireless Trasmiter. One per truck needed. To be installed by OTHERS
<input type="checkbox"/> _____ WR-200 CONTROL-10	Control box with motor starter, overload protection and wireless receiver for 3-10 HP Fan
<input type="checkbox"/> _____ WR-200 CONTROL-20	Control box with motor starter, overload protection and wireless receiver for 10-20 HP Fan

**15-04**

CUSTOMER:  
 CUSTOMER P.O.:  
 PROJECT:  
 ENGINEER:  
 SALES REP.:  
 IDENTIFICATION / TAGGING:



The device depicted and described hereon embodies proprietary information owned by the manufacturer. All design, manufacturing, reproduction, sales and patent rights regarding this device or drawing reserved except where explicit right is guaranteed in writing. We reserve the right to make design changes.

Drawn by: Janos B  
 Date: 5/2/2008  
 Scale: NTS  
 Weight: N/A

**15-04 MAGNEGRIP  
 VERTICAL STACK RAIL System**  
 Specification Drawing

Drawing No.: -  
 Material: -  
 File Name: (15-04) MAGNEGRIP Vertical Stack  
 Sheet: 2/2