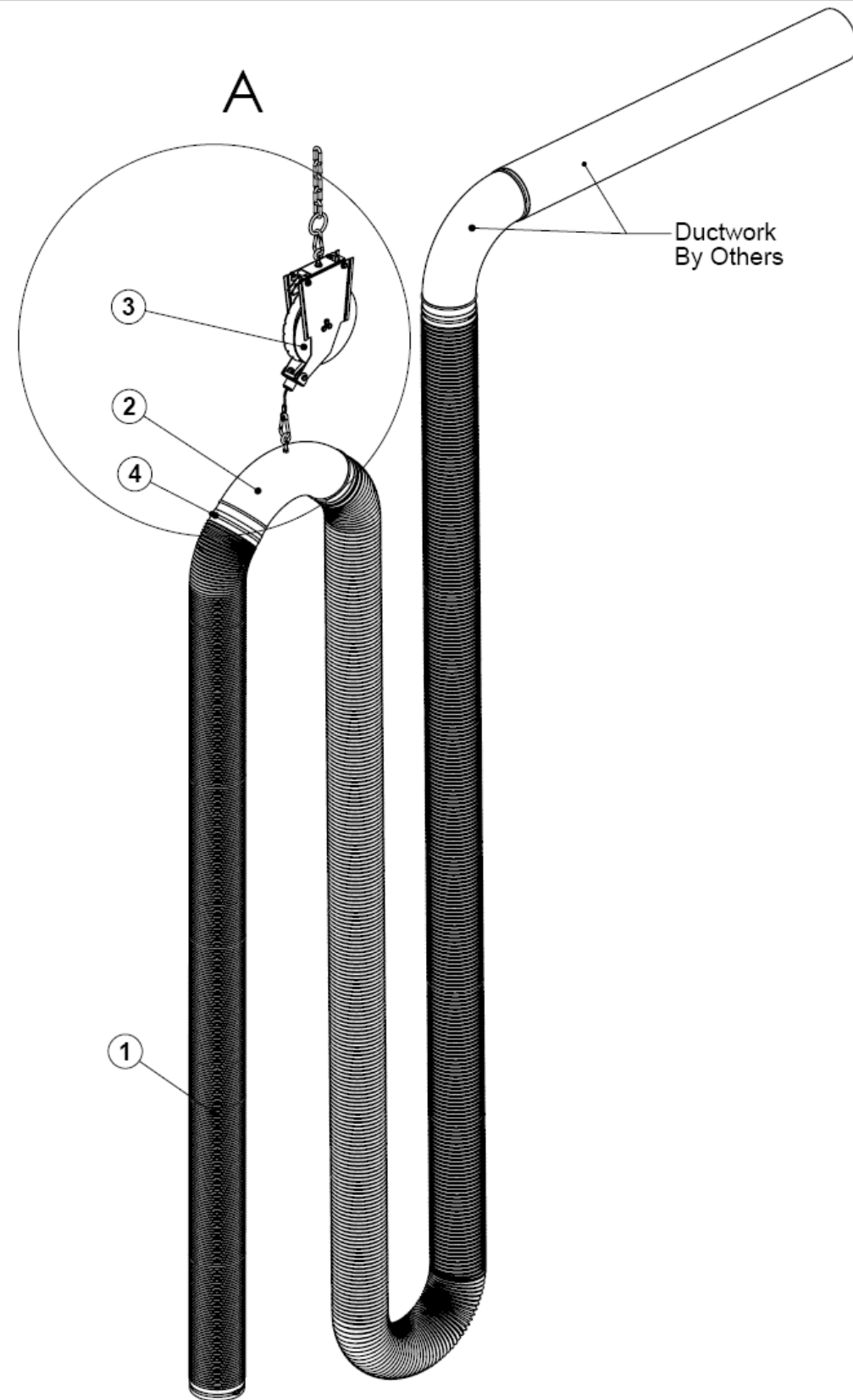


**DETAIL A**



The system consists of:

1. 6m (20 ft. ) low temp. flexible hose suitable for temperatures of up to 250° F.
2. VE Saddle
3. Balancer w/ latch and 7m (23 ft.) Nylon Cord
4. Hose Clamps (Typ. of 4)

Note: The hose will be shipped in a 20 ft. length piece and should be cut on-site

**\*Nozzle NOT included. Please order nozzle separately**

**14-03**

CUSTOMER:	
CUSTOMER P.O.:	
PROJECT:	
ENGINEER:	
SALES REP.:	
IDENTIFICATION / TAGGING:	

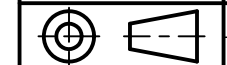
> [www.lev-co.com](http://www.lev-co.com) • 1.888.862.5356

**lev-co**

The device depicted and described hereon embodies proprietary information owned by the manufacturer. All design, manufacturing, reproduction, sales and patent rights regarding this device or drawing reserved except where explicit right is guaranteed in writing. We reserve the right to make design changes.

Drawn by:	JANOS B
Date:	5/20/2008
Scale:	NTS
Weight:	N/A

**14-03 VE Single Extractor with Balancer**  
**Specification Drawing**



Drawing No.:	-	File Name:	(14-03) VE Single Extractor w. Balancer
Material:	-	Sheet:	1/2

**MODELS & OPTIONS:**

- | Part #   | Description   |
|--|---|
| <b>Low Temp Hose Drop</b>  |   |
| <input type="checkbox"/> SEB-4-LT  | 4" VE single exhaust extractor 6 m (20 ft.) 250° F hose c/w balancer.   |
| <input type="checkbox"/> SEB-5-LT  | 5" VE single exhaust extractor 6 m (20 ft.) 250° F hose c/w balancer.   |
| <input type="checkbox"/> SEB-6-LT  | 6" VE single exhaust extractor 6 m (20 ft.) 250° F hose c/w balancer.   |
| <input type="checkbox"/> SEB-8-LT  | 8" VE single exhaust extractor 6 m (20 ft.) 250° F hose c/w balancer.   |
| <b>High Temp Hose Drop</b>   |   |
| <input type="checkbox"/> SEB-4-HT  | 4" VE single exhaust extractor 6 m (20 ft.) 600° F hose c/w balancer.   |
| <input type="checkbox"/> SEB-5-HT  | 5" VE single exhaust extractor 6 m (20 ft.) 600° F hose c/w balancer.   |
| <input type="checkbox"/> SEB-6-HT  | 6" VE single exhaust extractor 6 m (20 ft.) 600° F hose c/w balancer.   |
| <input type="checkbox"/> SEB-8-HT  | 8" VE single exhaust extractor 6 m (20 ft.) 600° F hose c/w balancer.   |
| <b>Rubber Tailpipe Adapters c/w Vice Grip (Suitable for Round or Oval Tailpipes)</b> |   |
| <input type="checkbox"/> SRF-4/D   | 4" Rubber nozzle with vice grip and automatic damper - 6" opening   |
| <input type="checkbox"/> SRF-5/D   | 5" Rubber nozzle with vice grip and automatic damper - 8" opening   |
| <input type="checkbox"/> SRF-6/D   | 6" Rubber nozzle with vice grip and automatic damper - 8" opening   |
| <input type="checkbox"/> SRF-4   | 4" Rubber nozzle with vice grip - 6" opening  |
| <input type="checkbox"/> SRF-5   | 5" Rubber nozzle with vice grip - 8" opening  |
| <input type="checkbox"/> SRF-6   | 6" Rubber nozzle with vice grip - 8" opening  |
| <b>Over-head Stack adapter - High Temperature Rubber</b>                             |   |
| <input type="checkbox"/> RCA-5   | 5" Diesel Stack Adapter - 10" opening for exhaust pipe  |
| <input type="checkbox"/> RCA-6   | 6" Diesel Stack Adapter - 10" opening for exhaust pipe  |
| <input type="checkbox"/> RCA-8   | 8" Diesel Stack Adapter - 10" opening for exhaust pipe  |
| <b>Hose, Hood &amp; Nozzle Options</b>   |   |
| <input type="checkbox"/> TP-6-12   | 6' - 12' Telescoping Pole   |
| <input type="checkbox"/> P-230   | Hose holder for mounting on OM-092 Fan Mounting Bracket or directly to a wall. For max 150mm hose.  |
| <b>Fans - Single Station and/or Direct Mount (Motor Starter not included)</b>        |   |
| <input type="checkbox"/> P-147   | P-Max direct drive fan 0.5 HP <b>115V/1/60</b> .  |
| <input type="checkbox"/> P-149-1   | P-Max® direct drive fan 1 HP <b>115/1/60</b>  |
| <input type="checkbox"/> P-152-1   | P-Max® direct drive fan 1.5 HP <b>115/230/1/60</b>  |
| <b>Hose Clamps - Bridge Type (Necessary to go over the helix of the hose)</b>        |   |
| <input type="checkbox"/> MD-530-100-100  | 4" Ø Bridge Clamp. Clamping range of 100mm-120mm  |
| <input type="checkbox"/> MD-530-125-100  | 5" Ø Bridge Clamp. Clamping range of 120mm-140mm  |
| <input type="checkbox"/> MD-530-150-100  | 6" Ø Bridge Clamp. Clamping range of 150mm-170mm  |
| <input type="checkbox"/> MD-530-200-100  | 8" Ø Bridge Clamp. Clamping range of 200mm-220mm  |
| <b>Fan Control Panels (when ordering main unit)</b>                                  |   |
| <input type="checkbox"/> P-024-1   | 115V/1/60 Fan Motor control station. Permits manual start-stop of the fan. Comes complete with motor overload protection on/off control power cord and plug. Overload rating according to the FLA of the motor. Field installation required.  |
| <b>Fan Mounting Brackets</b>   |   |
| <input type="checkbox"/> OM-092  | P-Max Fan/Duct mounting bracket for 2 x 150mm (6")Ø Hoses c/w 150/160 mm (6"/6.33") hose/duct connection. Package contains:<br><br>Plastic cover (Block end) in cases where only one hose is used<br>2 - 5" Ø reducers for connections to 5" Ø hoses<br>2 - 4" Ø reducers for connections to 4" Ø hoses |

**Sensors (when ordering main unit)**

- P-033-BAL

Micro-switch for the automatic "Start/Stop" of the fan and/or automatic damper

CUSTOMER:
CUSTOMER P.O.:
PROJECT:
ENGINEER:
SALES REP.:
IDENTIFICATION / TAGGING:

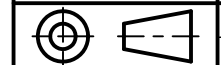
> [www.lev-co.com](http://www.lev-co.com) • 1.888.862.5356

**lev-co**

The device depicted and described hereon embodies proprietary information owned by the manufacturer. All design, manufacturing, reproduction, sales and patent rights regarding this device or drawing reserved except where explicit right is guaranteed in writing. We reserve the right to make design changes.

Drawn by: JANOS B  
Date: 5/20/2008  
Scale: NTS  
Weight: N/A

**14-03 VE Single Extractor with Balancer**  
**Specification Drawing**



Drawing No.: -  
Material: -  
File Name: (14-03) VE Single Extractor w. Balancer  
Sheet: 2/2