

SPECIFICATIONS

Construction and Function:

General: The following extractor arms are of industrial quality, and designed to be used for the extraction of fumes, dust, mist, gases and smoke. They are manufactured to withstand the environments associated with these applications and when the appropriate fans are selected, these extractors will remove pollutants in accordance with all industrial ventilation guidelines.

Wall Bracket: Constructed of 6 and 2.5-mm steel, painted with black baked-on enamel. C/W 2 integrated swivel bearing points for 360-degree continuous rotation, integrated duct & direct mount fan connections.

Internal Support: A combination of 50 X 25mm and 22 X 22mm, 2.5-mm steel tubing is used as the structure for the support mechanism. "Parallelogram" technology is used along with 3 spring assisted joints to provide precise counterbalancing of the extractor's inner and outer arm.

Vertical Range of Motion: The 2-meter extraction arms have a vertical range of 2.5 meters below (90 degrees below horizontal) and 1.5 meters above their respective mounting brackets (90 degrees above horizontal).

The 3, 4 and 5-meter extraction arms shall have a vertical range of 3.5 meters below (90 degrees below horizontal) and 2.5 meters above their mounting brackets (90 degrees above horizontal).

Horizontal Range of Motion: The 2 and 3-meter extraction arms have a horizontal radius of 2.0 and 3.0 meters respectively and is able to rotate continuously around their mounting brackets.

The 4 and 5-meter extraction arms have a compound horizontal radii. The overall radii are 4.0 and 5.0 meters respectively with the second swivel joint located 1.3 and 2.3 meters (respectively) out from their mounting brackets.

Hardware: All joints are provided with friction disks, "Belleville" washers and nylon insert lock nuts. All parallelogram joints have been pre-assembled and tensioned by the factory.

Hose: Round in construction, made of flameproof, double skin, fiberglass reinforced, and flexible PVC fabric resistant to UV radiation. Maximum operating temperature; 70 degrees C.

Hood: The hood is constructed of 20ga, stamped steel, painted with a black, UV resistant, baked on enamel. The hood comes with; integrated damper with a positive seal (Optional on the 200mm extractors), ring handle, front handle, "Quick connect" flange and has range of motion of 270 degrees in all directions.

Hardware: The arm is supplied with all necessary hardware required for assembly and duct connection. Hardware for mounting the extractor to the wall or column is to be provided by the installing contractor or end user.

CUSTOMER:	
CUSTOMER P.O.:	
PROJECT:	
ENGINEER:	
SALES REP.:	
IDENTIFICATION / TAGGING:	

www.lev-co.com • 1.888.862.5356

lev-co

The device depicted and described herein embodies proprietary information owned by the manufacturer. All design, manufacturing, reproduction, sales and patent rights regarding this device or drawing reserved except where explicit right is guaranteed in writing. We reserve the right to make design changes.

Drawn by: Julian Gilpin

Date: 2009-06-09

Scale:

Weight:

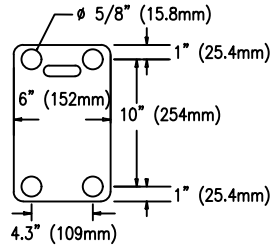
Material:

Sheet 1/5

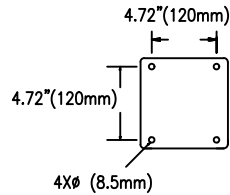
EXTRACTION ARMS SPEC. DRAWINGS

Drawing No.:	-	Title Name:	
Material:	-	Sheet:	1/5

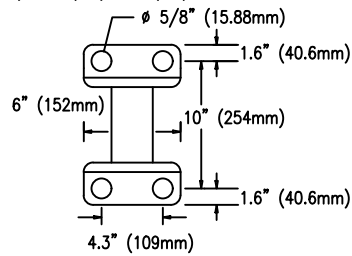
WALL BRACKETS FOR
7' (2m), 10' (3m), 13' (4m)



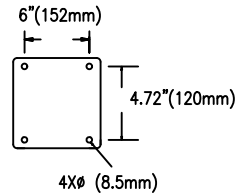
WALL MOUNTING BRACKET FOR 3"



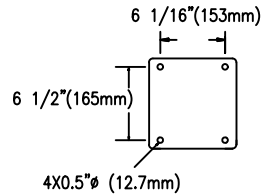
WALL BRACKETS FOR
16' (5m), 20' (6m), 23' (7m)



WALL MOUNTING BRACKET FOR 4"



WALL MOUNTING BRACKET FOR 6", 8" AND 10" (8"=10")



SPECIFICATIONS

FLEXI EXTRACTIONS ARMS:

Qty	Extractor	Weight	Overall	Radius	Diameter
___	P-007	16Kg (35lb)	2M (7')	160mm (6.5")	
___	P-008	19Kg (42lb)	3M (10')	160mm (6.5")	
___	P-009	23Kg (51lb)	4M (14')	160mm (6.5")	
___	P-010	27Kg (59lb)	5M (16.5')	160mm (6.5")	
___	P-143	18Kg (40lb)	2M (7')	200mm (8")	
___	P-144	21Kg (46lb)	3M (10')	200mm (8")	
___	P-145	26Kg (57lb)	4M (14')	200mm (8")	
___	P-146	30Kg (66lb)	5M (16.5')	200mm (8")	
----	P-F-250-7	20Kg (44lb)	2M (7')	250mm (10")	
----	P-F-250-10	23Kg (51lb)	3M (10')	250mm (10")	
----	P-F-250-14	28Kg (62lb)	4M (14')	250mm (10")	
----	P-F-250-16.5	32Kg (70lb)	5M (16.5')	250mm (10")	
----	P-F-100-3	6.5Kg (14lb)	0.9M (3')	100mm (4")	
----	P-F-100-4	7Kg (16lb)	1.2M (4')	100mm (4")	
----	P-F-100-5	7.5Kg (17lb)	1.5M (5')	100mm (4")	
----	P-F-100-7	8Kg (18lb)	2M (7')	100mm (4")	
----	P-F-75-3	5.5Kg (13lb)	0.9M (3')	75mm (3")	
----	P-F-75-4	6Kg (14lb)	1.2M (4')	75mm (3")	
----	P-F-75-5	6.5Kg (15lb)	1.5M (5')	75mm (3")	
----	P-F-75-7	7Kg (16lb)	2M (7')	75mm (3")	

CUSTOMER:	
CUSTOMER P.O. #:	
PROJECT:	
ENGINEER:	
SALES REP:	
IDENTIFICATION / TAGGING:	

www.lev-co.com • 1.888.862.5356



The device depicted and described herein embodies proprietary information owned by the manufacturer. All design, manufacturing, reproduction, sales and patent rights regarding this device or drawing reserved except where explicit right is guaranteed in writing. We reserve the right to make design changes.

Drawn by:	Julian Gopin
Date:	2010-05-10
Scale:	
Weight:	
Material:	

EXTRACTION ARMS SPEC. DRAWINGS	
Drawing No.:	File Name:
Material:	Sheet: 2/5

SPECIFICATIONS

FLEXI EXTR

Standing/Bench Top Configured Extractor Arms

- _____ P-002 16Kg (35lb) 2M (7') 160mm (6.5")
- _____ P-003 19Kg (42lb) 3M (10') 160mm (6.5")
- P-F-100-3 6.5Kg (14lb) 0.9M (3') 100mm (4")
- P-F-100-4 7Kg (16lb) 1.2M (4') 100mm (4")
- P-F-100-5 7.5Kg (17lb) 1.5M (5') 100mm (4")
- P-F-100-7 8Kg (18lb) 2M (7') 100mm (4")
- P-F-75-3 5.5Kg (13lb) 0.9M (3') 75mm (3")
- P-F-75-4 6Kg (14lb) 1.2M (4') 75mm (3")
- P-F-75-5 6.5Kg (15lb) 1.5M (5') 75mm (3")
- P-F-75-7 7Kg (16lb) 2M (7') 75mm (3")

Fans: (Specify required voltage - 115/1 230/1 208/3 460/3 575/3)

- _____ P-147 Fan P-Max 1500 m3/h
(925ft3/m)/0,37 kW (1/2 hp)
- _____ P-148 Fan P-Max 2100 m3/h 1500
ft3/m)/0,75 kW (1 hp)
- _____ P-149 Fan P-Max 3400 m3/h
(2025 ft3/m)/0,75 kW (1 hp)
- _____ P-149-1.5 Fan P-Max 3400 m3/h
(2025 ft3/m)/1,1 kW (1.5 hp)
- _____ P-149-2.0 Fan P-Max 5300 m3/h
(3180 ft3/m)/1,5 kW (2 hp)

Brackets

- _____ P-021 1M (3'6") stanchion for ceiling, wall, or floor mounting
- _____ P-022 2M (7') stanchion for ceiling, wall, or floor mounting
- _____ P-022-10 3M (10') stanchion for ceiling, wall, or floor mounting
- _____ P-022-C Ceiling bracket

H-Max Boom Extensions- for use with all wall/ceiling mounted units:

Qty	Model No.	Overall	Radius Diameter
_____	H-MAX F-1	2M (7')	160mm (6.5")
_____	H-MAX F-2	3M (10')	160mm (6.5")
_____	H-MAX F-3	4M (14')	160mm (6.5")
_____	H-MAX FI1-1	2M (7')	200mm (8")
_____	H-MAX FI1-2	3M (10')	200mm (8")
_____	H-MAX FI1-3	4M (14')	200mm (8")

Spiral Duct Option:

- _____ SD-2-160 2M (7') 160mm (6.5")
- _____ SD-3-160 3M (10') 160mm (6.5")
- _____ SD-4-160 4M (14') 160mm (6.5")
- _____ SD-2-200 2M (7') 200mm (8")
- _____ SD-3-200 3M (10') 200mm (8")
- _____ SD-4-200 4M (14') 200mm (8")

Accessories:

- _____ SM-160 Safety mesh 160 MM (6.5")
- _____ SM-200 Safety mesh 200 MM (8")
- _____ PL-019 Halogen Light 50 watt
- _____ PL-020 Transformer (_____Volts, _____VA)
- _____ PL-019-L Remote On-Off Switch
(NB: Included with Halogen Light)
- _____ PL-025 Control Box for controlling the fan at the hood
- _____ HD-200 Damper for 200MM (8") diameter extractor
- _____ PL-017 2M (7') extension hose with magnetic nozzle
- _____ PL-018 3M (10') extension hose with magnetic nozzle
- _____ EF-160 Extension flange for 160MM hood
- _____ EF-200 Extension flange for 200MM hood
- _____ HH-600 315 degrees C (600 F) hose option (_____M)
- _____ ES-160 Silencer 160 MM connection
- _____ ES-200 Silencer 200 MM connection
- _____ HS-600 Hose shield
- _____ ST Smooth tube option to replace sections of flex hose

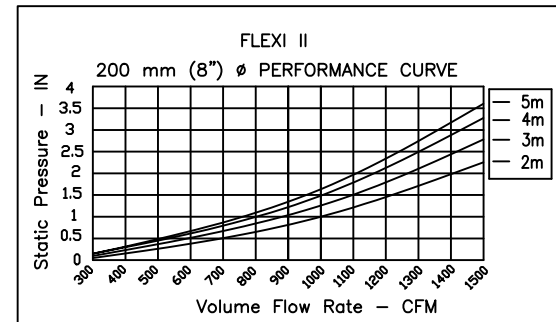
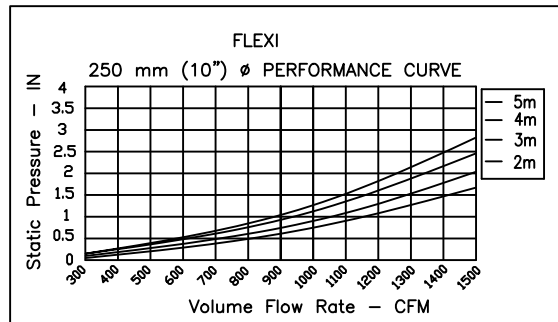
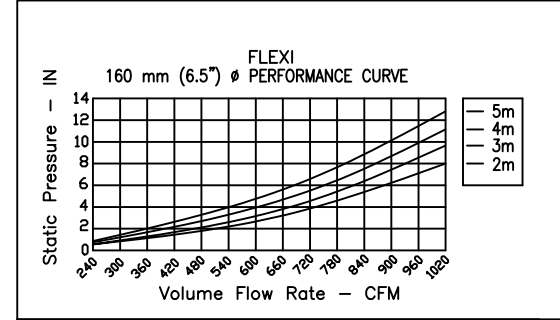
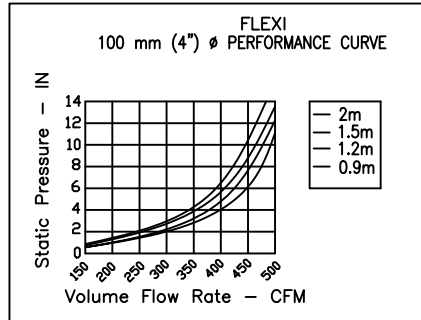
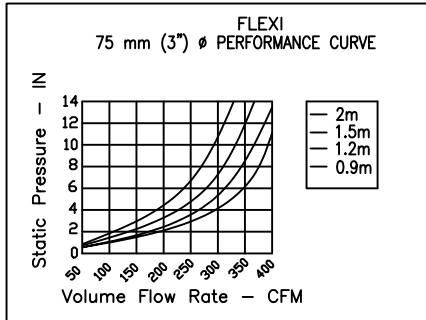
CUSTOMER:	
CUSTOMER P.O.:	
PROJECT:	
ENGINEER:	
SALES REP.:	
IDENTIFICATION / TAGGING:	



The device depicted and described herein embodies proprietary information owned by the manufacturer. All design, manufacturing, reproduction, sales and patent rights regarding this device or drawing reserved except where explicit right is guaranteed in writing. We reserve the right to make design changes.

Drawn by: Julian Gajda
Date: 2018-05-10
Scale:
Weight:
Material:

EXTRACTION ARMS SPEC. DRAWINGS	
Drawing No.:	File Name:
Material:	Sheet: 3/5



CUSTOMER: _____
 CUSTOMER P.O.: _____
 PROJECT: _____
 ENGINEER: _____
 SALES REP: _____
 IDENTIFICATION / TAGGING: _____



The device depicted and described herein embodies proprietary information owned by the manufacturer. All design, manufacturing, reproduction, sales and patents rights regarding this device or drawing reserved except where explicit right is guaranteed in writing. We reserve the right to make design changes.

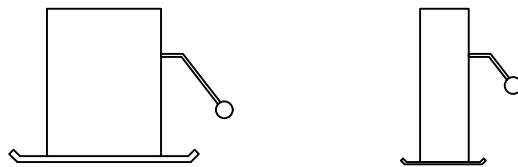
Drawn by: Julian Glavin
 Date: 2009-05-28
 Scale:
 Weight:
 Drawing No: _____
 Material: _____

EXTRACTION ARMS SPEC. DRAWINGS
 File Name: _____
 Sheet: 4/5

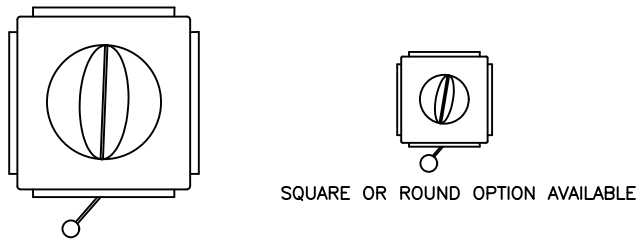
FRONT VIEW
 CAPTURE HOOD W FLANGE FLARED CYLINDRICAL NOZZLE



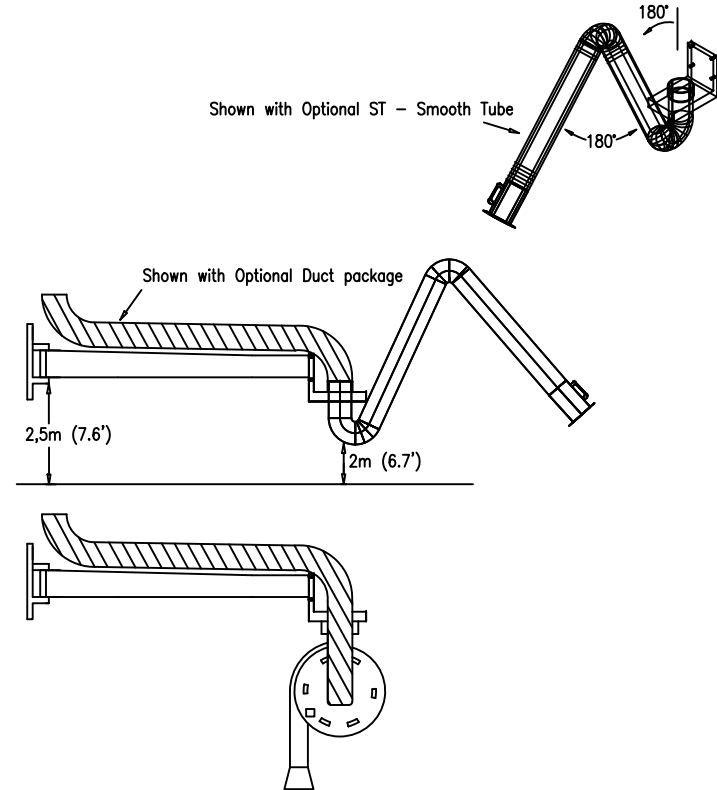
SIDE VIEW



BOTTOM VIEW



PRODUCT LAYOUT VARIATIONS



CUSTOMER:	
CUSTOMER P.O. #:	
PROJECT:	
ENGINEER:	
SALES REP.:	
IDENTIFICATION / TAGGING:	



The device depicted and described herein embodies proprietary information owned by the manufacturer. All design, manufacturing, reproduction, sales and patent rights regarding this device or drawing reserved except where explicit right is guaranteed in writing. We reserve the right to make design changes.

Drawn by:	Julian Gagliardi
Date:	2009-05-18
Scale:	
Weight:	

EXTRACTION ARMS SPEC. DRAWINGS	
Drawing No.:	File Name:
Material:	Sheet: 5/5